

ISDN U_{KO}-INTERFACE TRANSFORMER

- The U_{KO}-Interface is used to connected the ISDN Public Exchange and Network Termination (NT's).
- The U_{KO}-Interface transmission code 4B3T and 2B1Q when consumer use the ISDN chips of different manufacturers on the personal application.

ISDN-IC/U_{KO}-Interface Transformer Selection

Chip Manufacturer	Chip Designation	UMEC Transformer	Configuration	Transmission Code	
Infineon (Siemens)	PEB2090	UT21902	RM6 6PIN	4B3T	
		UT21904	RM6 8PIN DUAL		
		UT21907	RM6 8PIN DUAL		
		UT21942	RM8		
		UT21945	RM8		
		UT21972	RM6 8PIN DUAL		
	PEB2091	UT21901	RM6 6PIN	2B1Q	
		UT21906	RM6 8PIN DUAL		
		UT21910	RM8 12PIN DUAL		
		UT21954	RM8		
		UT21958	RM8		
		UT21963	RM6 8PIN DUAL		
AMD	AM20901	UT21901	RM6 6PIN	2B1Q	
		UT21906	RM6 8PIN DUAL		
		UT21963	RM6 8PIN DUAL		
	AM20902	UT21902	RM6 6PIN	4B3T	
		UT21904	RM6 8PIN DUAL		
		UT21907	RM6 8PIN DUAL		
		UT21972	RM6 8PIN DUAL		
	Motorola	MC145472	UT20579	POT 23*11	2B1Q
			UT21960	RM8	
		MC145572	UT20628	POT 23*11	2B1Q
UT21001			RM8		
UT21903			RM6 8PIN DUAL		
UT21905			RM8		
AT&T		T7262	UT21961	RM8	2B1Q
		T7263			
	T7256	UT21921	POT 23*11	2B1Q	
		T7264	UT21921A		POT 23*18
		UT21924	RM8		
	T7234,T7237,T7256	UT21928	EP20	2B1Q	
	T7264				
National	TP3410	UT20583	POT 23*11	2B1Q	
		UT21911	RM6 8PIN DUAL		
		UT21913	RM6 8PIN DUAL		
		UT21917	RM8 12PIN DUAL		
		UT21959	RM8		
SGS Thomson	ST5410	UT20583	POT 23*11	2B1Q	
		UT21911	RM6 8PIN DUAL		
		UT21913	RM6 8PIN DUAL		
		UT21917	RM8 12PIN DUAL		
		UT21959	RM8		
	ST5411	UT20583	POT 23*11	2B1Q	
		UT21911	RM6 8PIN DUAL		
		UT21913	RM6 8PIN DUAL		
		UT21917	RM8 12PIN DUAL		
		UT21959	RM8		

DATA SHEET 05-21 MAR./05
1 OF 5



UNIVERSAL MICROELECTRONICS CO.,LTD.
TEL:886-4-23590096 FAX:886-4-23590129

3,27TH RD.,TAICHUNG INDUSTRIAL PARK,
TAICHUNG,TAIWAN,R.O.C

ISDN U_{KO} -INTERFACE TRANSFORMER

ELECTRICAL SPECIFICATION @25°C

UMEC MODEL NO.	Turns Ratio (Line:Chip) ($\pm 2\%$)	Line Side Pins	Line Side Inductance (mH)	DC BIAS (mA max)	Leakage Inductance (μ H)	Coupling capacitance (pF)	DCR Line Side (Ω)	DCR Chip Side (Ω)	Isolation	Package & Schematic
UT20583	1.5:1	(4-2)	28.0 \pm 5%	60			20.0 max.	3.0 max.	2000 Vac	POT 23*11/C
UT20628	1.25:1	(1-5)	28.0 \pm 5%	80			12.0 max.	7.0 max.	2000 Vac	POT 23*11/C
UT20628A	1.25:1	(1-5)	28.0 \pm 5%	80			12.0 max.	9.0 max.	2000 Vac	POT 23*18/B
UT20631	1.5:1	(4-2)	27.0 \pm 5%	60			20.0 max.	3.0 max.	2500 Vac	POT 23*11/C
UT21001	1.25:1	(8-6)	27.0 \pm 8%	90	150 max.	150 max.	6.0 nom.	3.9 nom.	2000 Vac	RM8/F
UT21901	1.6:1	(2-5)	14.5 \pm 10%	50	71 max.	150 max.	5.6 \pm 15%	4.1 \pm 15%	500 Vac	RM6/H
UT21902	1.32:1	(2-5)	5.5 \pm 10%	50	22 max.	125 max.	3.3 \pm 15%	2.85 \pm 15%	500 Vac	RM6/H
UT21903	1.25:1	(1-4)	28.0 \pm 5%	50	120 max.	80 max.	12.0 max.	9.0 max.	2000 Vac	RM6/G
UT21904	1.32:1	(5-8)	7.6 \pm 8%	55	50 max.	75 max.	2.4 max.	2.7 max.	2000 Vac	RM6/G
UT21905	1.25:1	(1-11)	28.0 \pm 5%	80	60 max.		10.0 max.	5.0 max.	2000 Vac	RM8/F
UT21906	1.6:1	(1-4)	13.3 \pm 10%	60	45 max.	70 max.	5.0 max.	5.0 max.	2000 Vac	RM6/G
UT21907	1.32:1	(1-4)	7.7 \pm 10%	60	40 max.	45 max.	3.8 max.	3.8 max.	2000 Vac	RM6/G
UT21910	1.6:1	(8-11)	14.5 \pm 10%	60	90 max.	100 max.	2.7 max.	2.8 max.	2500 Vac	RM8/E
UT21911	1.5:1	(1-4)	27.0 \pm 10%	40	150 max.	150 max.	17.0 max.	13.0 max.	2500 Vac	RM6/G
UT21913	1.5:1	(1-4)	27.0 \pm 5%	60			20.0 max.	3.0 max.	2000 Vac	RM6/G
UT21917	1.5:1	(2-5)	27.0 \pm 10%	90	150 max.	350 max.	18.0 max.	7.5 max.	3750 Vdc	RM8/E
UT21921	1.5:1	(9-7)	81.5 \pm 5%	30	100~172		10.3 nom.	21.3 nom.	1500 Vac	POT 23*11/C
UT21921A	1.5:1	(9-7)	81.5 \pm 5%	30	100~172		6.81 \pm 15%	12.3 \pm 15%	1500 Vac	POT 23*18/B
UT21924	1.5:1	(2-12)	80.0 \pm 10%	80	160 max.		13.8 max.	11.8 max.	2000 Vac	RM8/F
UT21928	1.5:1	(1-5)	81.5 \pm 5%	30	180 max.	250 max.	12.3~15.2	9.2~11.3	4000 Vac	EP20/D
UT21942	1.32:1	(8-6)	14.5 \pm 10%	60	55 max.	60 max.	1.8 nom.	2.8 nom.	2000 Vac	RM8/F
UT21945	1.32:1	(8-6)	7.9 \pm 10%	60	50 max.	75 max.	1.3 nom.	1.9 nom.	2000 Vac	RM8/F
UT21954	1.6:1	(8-6)	14.5 \pm 10%	60	90 max.	100 max.	2.7 nom.	2.8 nom.	2000 Vac	RM8/F
UT21958	1.6:1	(8-6)	14.5 \pm 10%	60	100 max.	90 max.	2.7 nom.	2.8 nom.	2500 Vac	RM8/F
UT21959	1.5:1	(8-6)	27.0 \pm 10%	90	150 max.	150 max.	6.0 nom.	3.9 nom.	2000 Vac	RM8/F
UT21960	2:1	(1-11)	27.0 \pm 5%	80	150 max.	180 max.	6.2 nom.	2.7 nom.	2000 Vac	RM8/F
UT21961	2.5:1	(8-6)	14.5 \pm 10%	60	100 max.	100 max.	2.7 nom.	1.8 nom.	2000 Vac	RM8/F
UT21963	1.6:1	(1-4)	13.3 \pm 10%	60	70 max.	90 max.	4.9 nom.	4.8 nom.	2000 Vac	RM6/G
UT21972	1.32:1	(1-4)	6.9 \pm 10%	60	70 max.	65 max.	4.5 nom.	3.4 nom.	2000 Vac	RM6/G
UT35473	1.65:1	(1-4)	15.5 \pm 16%	50	75 max.		5.0 max.	3.0 max.	2000 Vdc	POT 18*11/A

- Inductance : the inductance of windings on line side in series (at 10KHz 100mV).
- Coupling capacitance : the coupling capacitance between of windings on line side and the windings on chip side (at 10KHz 100mV).
- Leakage inductance : the leakage inductance of windings on line side with windings on chip side shorted (at 100KHz 100mV).

*Specifications are subject to change without prior notice.

DATA SHEET 05-21 MAR./05
2 OF 5

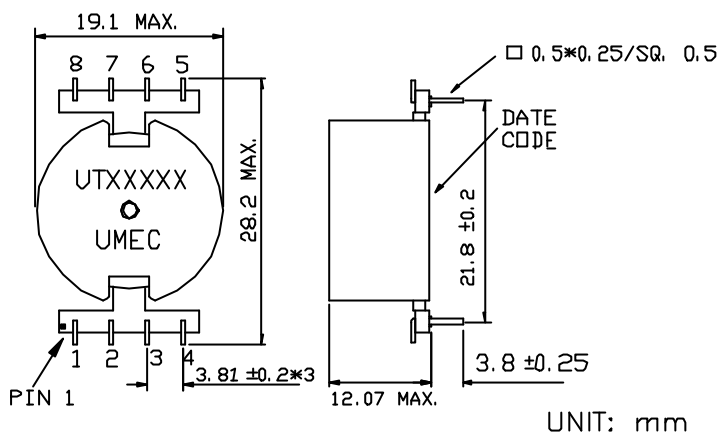


UNIVERSAL MICROELECTRONICS CO.,LTD.
TEL:886-4-23590096 FAX:886-4-23590129

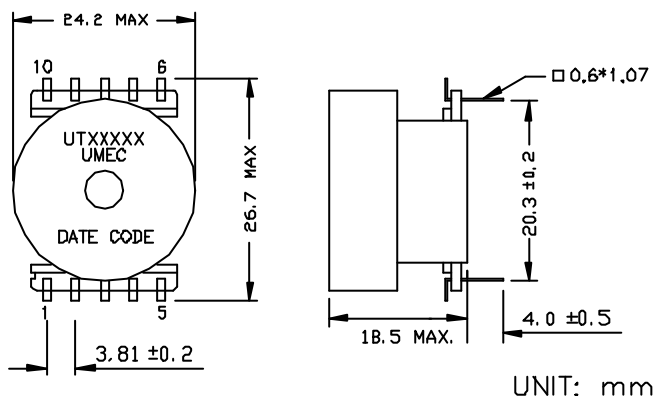
3,27TH RD.,TAICHUNG INDUSTRIAL PARK,
TAICHUNG,TAIWAN,R.O.C

ISDN U_{KO} -INTERFACE TRANSFORMER

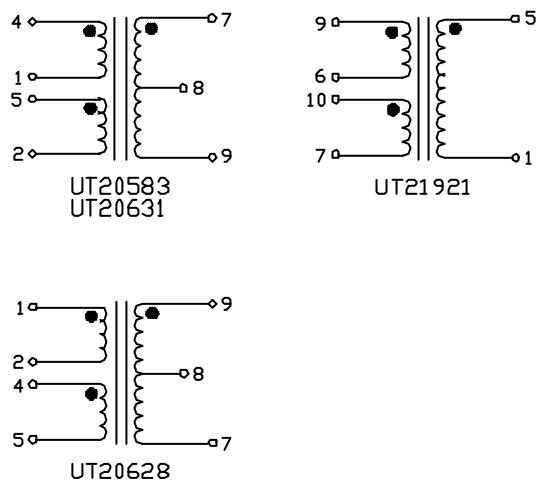
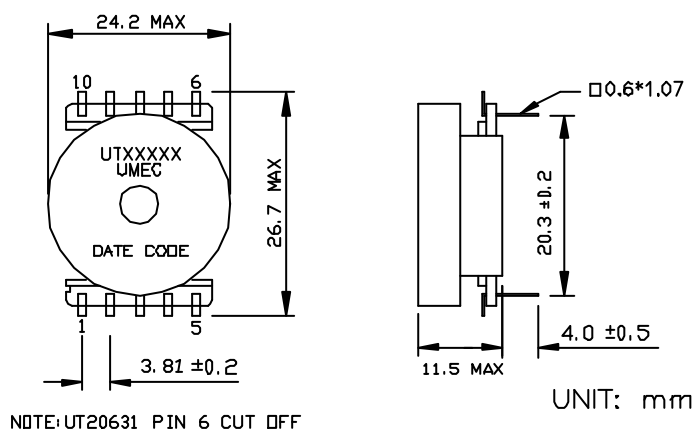
A POT 18*11



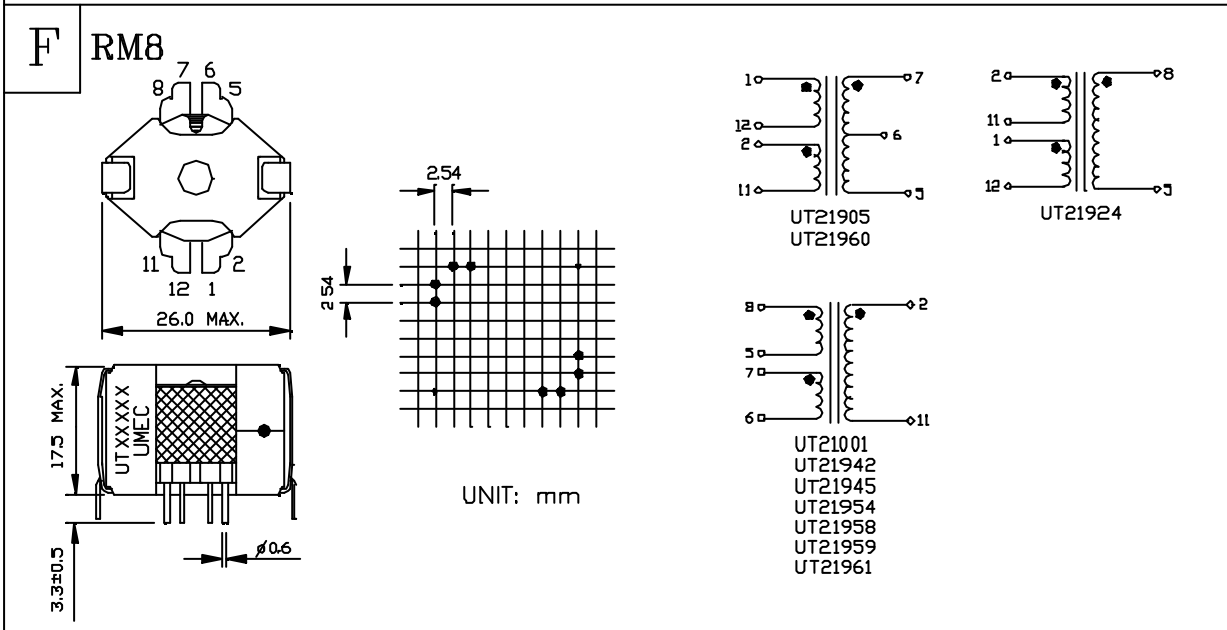
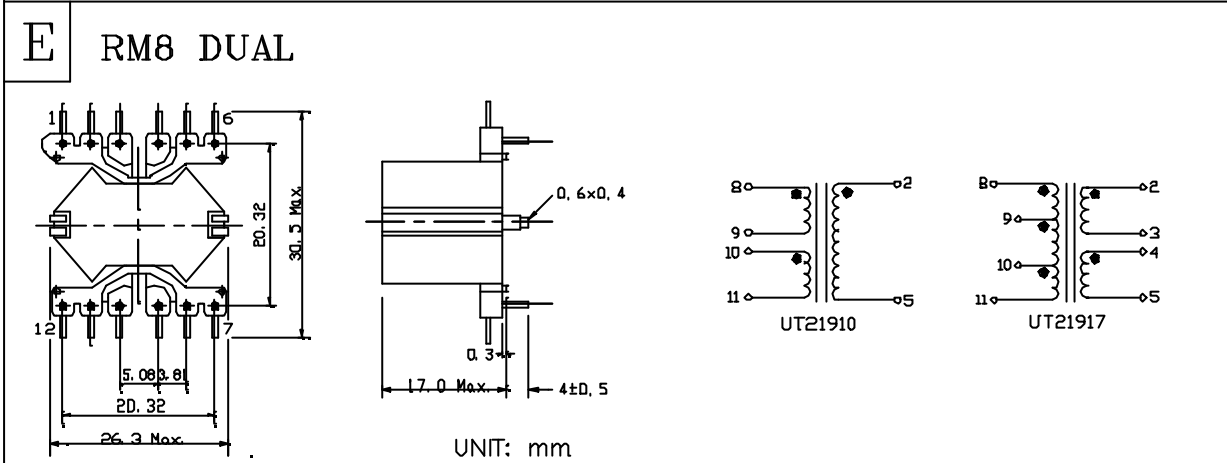
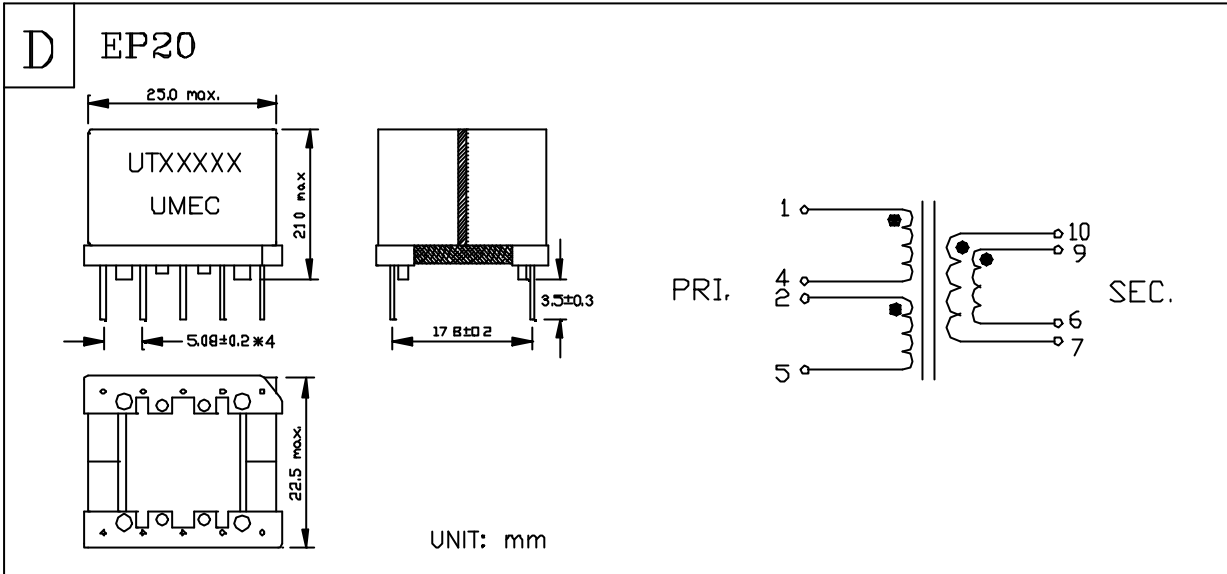
B POT 23*18



C POT 23*11



ISDN U_{KO} -INTERFACE TRANSFORMER



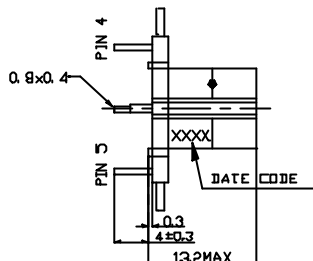
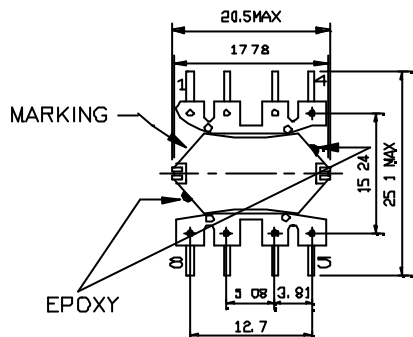
DATA SHEET 05-21 MAR./05
4 OF 5



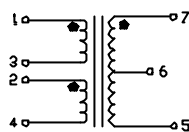
ISDN U_{KO} -INTERFACE TRANSFORMER

G

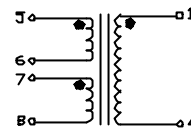
RM6 DUAL



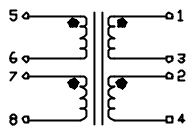
UNIT: $\pm 0.2\text{mm}$



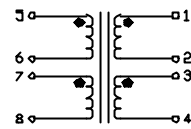
UT21903



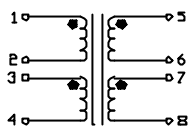
UT21904



UT21906
UT21907



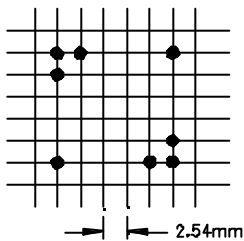
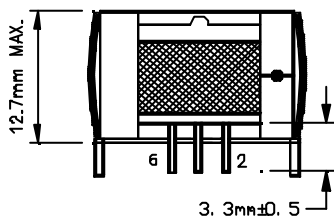

UT21911



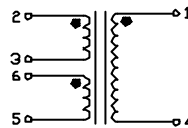
UT21913
UT21963
UT21972

H

RM6



UNIT: mm



UT21901
UT21902

