

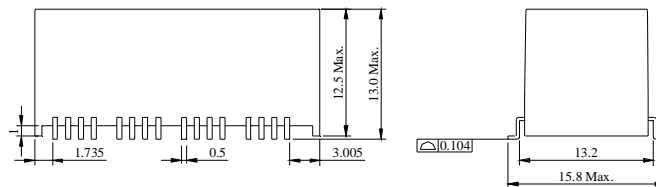
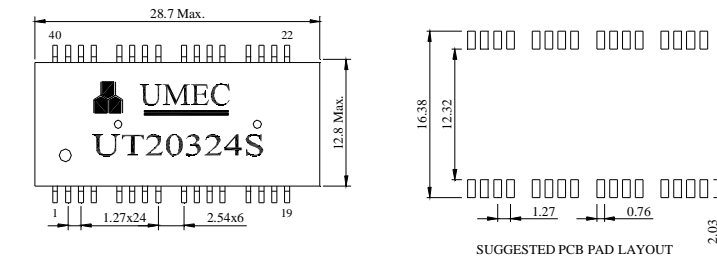
# DATA SHEET

UM MODEL NO.:	SPECIFICATIONS	REV.	
UT20324S	INDUCTOR MODULE	B0	04/21

## Electrical Specification @25 °C :

- Turns ratio : 1:1±3% , @15.75KHz 1V , PIN(1-4):(40-37), PIN(6-9):(35-32)  
PIN(11-14):(30-27), PIN(16-19):(25-22)
- Inductance(L1) : 0.482mH±5% , @10KHz 100mV , PIN(1-4),(37-40)  
1.928mH±5% , @10KHz 100mV , PIN(1-37),(4-40)tie  
Decrease of L PIN(1-37),(4-40)tie with 100mA ≤5%
- Inductance(L2) : 4.6mH±5% , @10KHz 100mV , PIN(6-9),(35-32)  
18.4mH±5% , @10KHz 100mV , PIN(6-32),(9-35)tie  
Decrease of L PIN(6-32),(9-35)tie with 100mA ≤10%
- Inductance(L3) : 0.872mH±5% , @10KHz 100mV , PIN(11-14),(30-27)  
3.49mH±5% , @10KHz 100mV , PIN(11-27),(14-30)tie  
Decrease of L PIN(11-27),(14-30)tie with 100mA ≤6%
- Inductance(L4) : 1.337mH±5% , @10KHz 100mV , PIN(16-19),(25-22)  
5.346mH±5% , @10KHz 100mV , PIN(16-22),(19-25)tie  
Decrease of L PIN(16-22),(19-25)tie with 100mA ≤6%
- DCR : 2Ω Max. PIN(1-37),(4-40)tie  
15Ω Max. PIN(6-32),(9-35)tie  
4Ω Max. PIN(11-27),(14-30)tie  
7Ω Max. PIN(16-22),(19-25)tie
- HI-POT : 400Vdc or 220Vrms/60sec. (270Vrms/2sec. In mass-production control)
- Operating Temperature : -40°C to +85°C

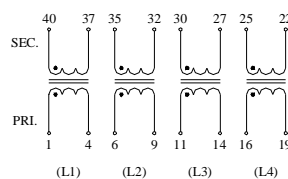
## Dimensions & Schematic:



CUT PIN 5,10,15,20,21,26,31,36

TOLERANCE:±0.2

UNIT: mm



NOTE : Specifications Are Subject To Change Without Prior Notice

E10-007-C



UNIVERSAL MICROELECTRONICS CO.,LTD.  
TEL:886-4-23590096 FAX:886-4-23590129  
<http://www.umec-web.com> E-mail:business@umec.com.tw

3,27TH RD.,TAICHUNG INDUSTRIAL PARK,  
TAICHUNG,TAIWAN,R.O.C