

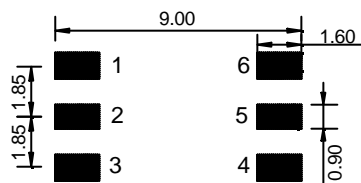
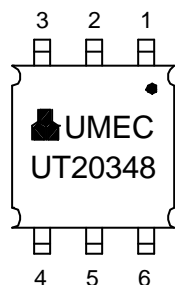
DATA SHEET

UM MODEL NO.:	SPECIFICATIONS	REV.	
UT20348	Inductor FOR Annex B	A2	05/30

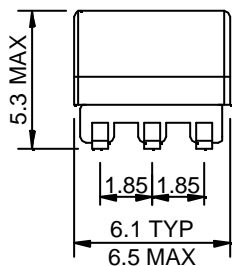
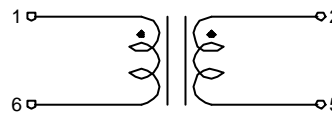
Electrical specification at 25°C:

- 1.) Turns Ratio and Polarity : 1.0 : 1.0 ± 2% , PIN(1-6) : (2-5) .
- 2.) D.C.R. : 16.30Ω max. , PIN(1-6) & (2-5) .
- 3.) Inductance : 3.7~4.1mH , at 10KHz 100mV , PIN(1-5),(2-6) connected .
- 4.) HI-pot test : 500Vdc 0.5mA 1s , PIN1 to 2 .
- 5.) Total Harmonic Distortion : -80dB max. @100KHz 2Vrms .

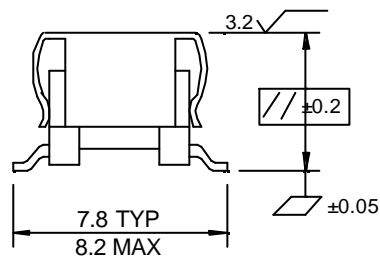
Schematic diagram & Dimension:



SUGGEST P.C.B. LAYOUT



**pin pitch to 1. ± 0.1mm



TOLERANCE: ± 0.1mm

- NOTE: 1. Packaging Information-Tape And Reel According To Item No. "EE5S01" Of Data Sheet 01-00
 2. Specifications are subject to change without prior notice.

UNIT : mm



UNIVERSAL MICROELECTRONICS CO.,LTD.
 TEL:886-4-23590096 FAX:886-4-23590129
<http://www.umec-web.com> Email:business@umec.com.tw

3,27TH RD.,TAICHUNG INDUSTRIAL PARK,
 TAICHUNG,TAIWAN,R.O.C

E10-007-C