

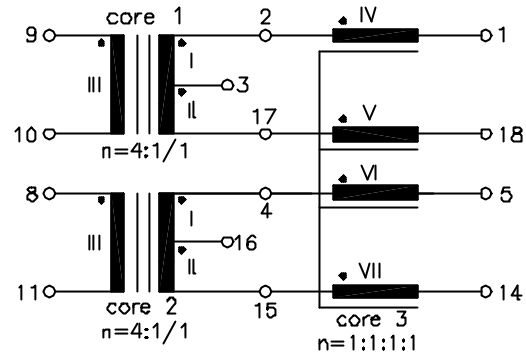
ISDN

UM MODEL NO.:	SPECIFICATION	REV.	
UT28615A-TS	S _O -Interface Module	A4	06/37

Characteristic data:

$R_I = R_{II} \approx 0.6\Omega$
 $R_{III} \approx 3.0\Omega$
 $R_{IV} \sim R_{VI} \approx 1.1\Omega$
 $\Delta I_{dc} = 3.6mA$
 $T_u(amb) \leq 60^\circ C$

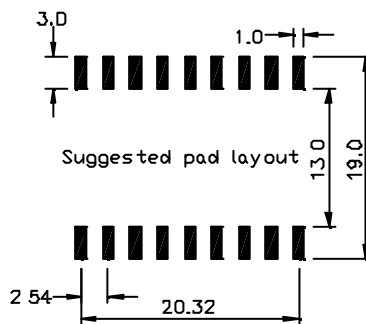
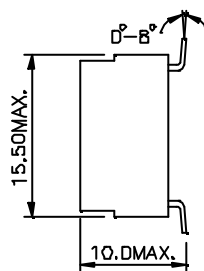
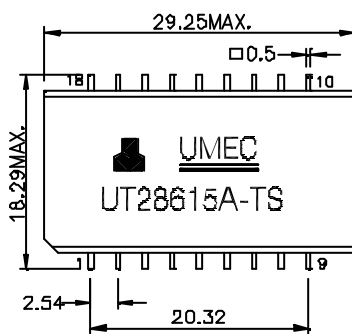
Schematic diagram:



Electrical Specification at 25⁰C

- 1.) $L_I + L_{II} \geq 30mH$, (NI+II series), at 10KHz 100mV (core 1,2)
- 2.) Polarity and turns ratio tolerance: $\pm 1\%$ (core 1,2,3)
- 3.) $C_k \leq 120pF$, (NIII to NI+NIV || NII+V, or NI+VI || NII+VII), at 10KHz 100mV (core 1,2)
- 4.) $L_s I + L_{II} \leq 3.0uH$, (NI+II series, NIII shorted), at 100KHz 100mV (core 1,2)
- 5.) $L_s IV \leq 0.6uH$, (NV, VI, VII shorted), at 100KHz 100mV (core 3)
- 6.) $L_{IV} = L_V = L_{VI} = L_{VII} = 5mH \pm 50\% / -30\%$, at 10KHz 100mV (core 3)
- 7.) $Z_I = Z_{II} \geq 625\Omega$, at 20KHz 100mV with $\Delta I_{dc} = 3.6mA$ (core 1,2)
- 8.) HI-pot test:
 $U_p = 1.5KV_{rms}, 2s$ [NI/II (core 1+ core 2) to NIII (core 1+ core 2)]
 $U_p = 0.5KV_{rms}, 2s$ [NIV+V (core 3)+NIII (core 1) to (NVI+VII (core 3)+NIII (core 2)]

Dimension:



- Note:
1. Packaging information-tape and reel according to item no. "K40S" of data sheet 01-00
 2. For RoHS compliant products:
 - a.) The UMEC ordering code: **TG-UT28615A-TS**
 - b.) Date Code suffix to "G" (xxxxG)
 - c.) Solder: Sn/Ag/Cu
 3. Specifications are subject to change without prior notice

UNIT: mm

Tolerances: $\pm 0.2mm$



UNIVERSAL MICROELECTRONICS CO.,LTD.
 TEL:886-4-23590096 FAX:886-4-23590129
<http://www.umec-web.com> Email:business@umec.com.tw

3,27TH RD.,TAICHUNG INDUSTRIAL PARK,
 TAICHUNG,TAIWAN,R.O.C

E10-013-C